


Canoe Song

National Standards Addressed:

Standard 1 Singing, alone and with others, a varied repertoire of music.

Standard 2 Performing on instruments, alone and with others, a varied repertoire of music.

Standard 9 Understanding music in relation to history and culture




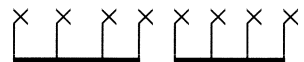

Objectives: 
 low E on soprano recorder
 la pentatonic

Grade level: fourth grade

Preparation/Emotional Hook:

1. All students are seated in a circle. Initiate discussion about Native American life and culture. Students share their prior knowledge of Native American history, life and culture.
2. Play a steady eighth note beat on any available drum. Students take turns around the circle saying a word to describe Native American history, life, or culture. Each student has four beats to complete this task.

For example,

Students:			
	Tom-a-hawk	Nav-a-jo	
Drum:			

Teaching the instrumentation:

Have the students:

- Sing the song though echo imitation by phrase.
- Sing the song while patting the rhythm of the BX part: left, right, right; transfer to the BX.
- Snap the rhythm of the SG part while singing the song; transfer to the SG.
- Play the SX/AX part; add the drum part. Notice that the rhythm is the same. Layer in the BX part. Sing the song and play the SG part.
- Play the SR part from a visual on the board.
- Sing the song while playing all instrument parts.

Form:

Introduction 4-beats BX, followed by
4-beats BX, SX/AX, and drum, followed by
8-beats BX, SX/AX, drum, and SR.

Song Instruments and voices

Interlude 16-beats BX and drum continue
4 students share their “word” (as in preparation activity)

Song Instruments and voices

Interlude 16-beats BX and drum continue
4 students share their “word” (as in preparation activity)

Coda 16-beats BX, SX/AX, drum, SR
All instruments play final quarter note using octave E's at the end

Canoe Song

Folk Song
 Arr. Donna Dirksing

My pad - dle's keen and bright, flash - ing with sil - ver.
 Dip, dip and swing her back flash - ing with sil - ver.

SR

SG

SX
AX

BX

○

Detailed description: This system contains the first four measures of the song. It features a vocal line with lyrics, a soprano line (SR), a guitar line (SG), a saxophone/accordion line (SX/AX), a bass line (BX), and a drum line (○). The key signature is one sharp (F#) and the time signature is 2/4. The melody is simple and rhythmic, with lyrics that describe a canoe's movement and the surrounding environment.

Fol - low as the wild goose flight, dip, dip and swing.
 Swift as the wild goose flies, dip, dip and swing.

SR

SG

SX
AX

BX

○

Detailed description: This system contains the next four measures of the song, starting with a measure rest (5) for the vocal line. It features the same instrumental parts as the first system. The lyrics continue the narrative of following a wild goose. The musical notation includes notes, rests, and bar lines for all parts.