



Note Name Phrases #1

Directions: Use the musical code below to fill in the blanks and reveal six wacky sentences.



E F G A B C D E F

1. 

_ _ i _ _ r _ _ _ o _ _ _ s t _ _ t .

2. 

T h _ _ m o _ _ _ r _ _ _ l _ _ k w _ _ _ l _ .

3. 

T h _ _ _ r _ _ _ r _ _ t _ _ _ _ l .

4. 

_ n _ _ _ r _ _ u _ _ t t _ n _ _ _ h _ _ _ _ m y .

5. 

T h _ _ _ h _ _ _ i _ _ _ w _ s _ _ _ t _ _ .






6. 







T h _ _ _ s _ _ _ n _ _ _ t o t h _ _ r _ _ _ _ t .





Melodic Direction #1







Directions: The notes in a melody, or song, move up or down by steps, skips, leaps, and sometimes they repeat. Look at each box below and decide if the notes repeat or do not repeat. Circle the word "repeat" if the notes repeat and the words "no repeat" if they do not repeat. When you are done, answer the riddle below.

 <p>Notes that REPEAT the note heads are on the same line or space.</p>	 <p>Notes that do NOT REPEAT the note heads are NOT on the same line or space.</p>
---	---

V	A	P	O	R
				
Repeat No repeat	Repeat No repeat	Repeat No repeat	Repeat No repeat	Repeat No repeat

P	A	J	A	M	A
					
Repeat No repeat	Repeat No repeat	Repeat No repeat	Repeat No repeat	Repeat No repeat	Repeat No repeat

B	L	U	E
			
Repeat No repeat	Repeat No repeat	Repeat No repeat	Repeat No repeat

C	O	S	M	I	C
					
Repeat No repeat	Repeat No repeat	Repeat No repeat	Repeat No repeat	Repeat No repeat	Repeat No repeat



































What is a balloon's least favorite music?



Write all the letters above the boxes where you circled the word "repeat," in the order they appear, to reveal the answer.

Picture Rhythms #1

Directions: Circle the rhythm on the right that matches the picture rhythm on the left. Then, at the bottom of the page, fill in the blanks using the letters you circled. It will spell out two of the pictures on this page. Finally, clap the picture rhythms!

1.				
2.				
3.				
4.				
5.				
6.				
7.				
8.				

_____	_____	_____	_____	_____
1	2	3	4	5

_____	_____	_____	_____
6	7	8	8