

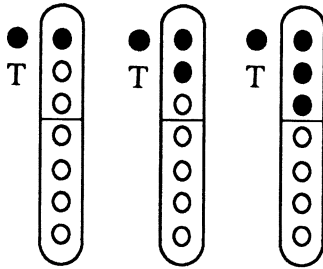


CONTENTS

PREFACE		iii
FOREWORD		iv
CHAPTER 1	B, A, G	1
<i>Peas Porridge Hot 1 Hot Cross Buns 3 Fais Do Do 4 Suo Gan 5 Trampin' 6 Sleep Baby Sleep 7 Babylon's Falling 8 Improvisation-1 9 The Cricket's Lullaby 10 Bow Wow Wow 11 Ridin' In The Buggy 12 Who's That Yonder? 13 Standin' In The Need Of Prayer 14 The Boatman 15</i>		
CHAPTER 2	Low E	16
<i>Bye Baby Bunting 16 Hosisipa 17 Boat Song 18 Giddy Up, My Burro 19 Who Has Seen The Wind? 19 Jack Be Nimble 20 Witches' Dance 21 The Train's Off The Track 22</i>		
CHAPTER 3	Low D	23
<i>A Familiar Song-Duet 23 John The Rabbit 24 Standin' On The Platform 25 Cotton Eye Joe 25 Down Came A Lady 26 Tom Dooley 27 Improvisation-2 28 What You Gonna Call Your Pretty Little Baby? 29 Tennessee 30</i>		
CHAPTER 4	F sharp	31
<i>Rain On The Garden 32 The Birch Tree 32 Hey, Betty Martin 33 Fais Do Do- Duet 34 Improvisation-3 34 Michael, Row The Boat Ashore 35 Kum Ba Yah 36 All Through The Night 37 Fair Delona 38 Au Clair De La Lune 39</i>		
CHAPTER 5	C	40
<i>Peas Porridge Still Hot 40 Bransle 41 Miss Mary Mack 41 Chanson à Deux 42 Boat Song 43 Chanson 44 Rigaudon 44 All Around The Butter Dish 45 Hop- a-Doodle 46</i>		
CHAPTER 6	D	47
<i>Good King Wenceslas 47 Tutoring Tooters 48 Kansas Boys 49 Jingle Bells 50 Rainbow Song 50 Old Paint 51 Old Dance Tune 51 We Three Kings 52 Canon 53 Come, Let Us Gather 54 Ode To Joy 54 Go Tell Aunt Rhody-Trio 55 Jelly In The Bowl 55</i>		
CHAPTER 7	F, Low C	56
<i>Coral 56 Woodchuck Tooter Twister 57 Scarborough Fair 57 Viva La Musica 58 Old Texas-Canon 58 Mary Had A Baby 59 White Sand And Gray Sand 59 Rocky Mountain 60 Good News 60 Hanukkah 61</i>		
CHAPTER 8	E	62
<i>Auld Lang Syne 62 Music Alone Shall Live 63 Frère Jacques 63 Pretty Little Girl 64 America 65 All Night, All Day 66 What's Little Babies Made Of? 67 All Through The Night 68 Hallelu 69</i>		
CHAPTER 9	B flat	70
<i>New River Train 71 O How Lovely Is The Evening 72 Lightly Row 72 Good Morning To All 73 Dona Nobis Pacem 73 Lavender's Blue 74 Improvisation-4 74 Coventry Carol 75</i>		
CHAPTER 10	C sharp	76
<i>Old Round 76 Puer Nobis Nascitur 77 Rund Und Rund 78 Now Is The Month Of Maying 78 Joy To The World 79 Sweet Betsy From Pike 79 Dance 80</i>		
INDEX		81

CHAPTER



Peas Porridge Hot

GETTING READY

Speak the following rhyme. As you say it, tap the **beat** at a steady, brisk **tempo**.

Peas porridge hot

Peas porridge cold

Peas porridge in the pot

Nine days old

RHYTHM TUTOR

BEAT IS THE STEADY PULSE YOU FEEL AS YOU TAP YOUR FOOT AND SAY THE VERSE.

TEMPO IS THE SPEED OF THE BEAT. TEMPOS CAN BE SLOW, MODERATE, FAST OR ANYTHING IN BETWEEN.

















You probably felt the beats to the rhyme as shown below. Say the rhyme and tap the beats again; this time tap on the beat marks below:

Beats:	<i>Peas</i>	<i>por-ridge hot</i>	
	<i>Peas</i>	<i>por-ridge cold</i>	
	<i>Peas</i>	<i>por-ridge in the pot</i>	
	<i>Nine</i>	<i>days old</i>	

RHYTHM TUTOR

SOMETIMES THERE IS ONE SOUND PER BEAT. SOMETIMES THERE IS NO SOUND ON A BEAT. SOMETIMES THERE IS MORE THAN ONE SOUND DURING A BEAT. THE PATTERN OF SOUND AND SILENCE IS CALLED THE **RHYTHM**.

The rhythm of the rhyme probably went like this. Say the rhyme again; tap the beats as you follow the rhyme.

Rhythm:				
	Peas	por-ridge	hot	
Beats:				
				
	Peas	por-ridge	cold	
				
	Peas	por-ridge	in	the pot
				
	Nine	days	old	

RHYTHM TUTOR

SAID ANOTHER WAY, **RHYTHM** IS THE DIVISION OF MUSICAL TIME INTO LONG OR SHORT UNITS OF SOUND OR SILENCE. WHEN WE WRITE RHYTHM ON PAPER WE USE **RHYTHMIC SYMBOLS**--NOTES AND RESTS.

HERE ARE THE RHYTHMIC SYMBOLS USED IN THIS RHYME:

WE CAN PRACTICE RHYTHM BY USING THESE **RHYTHMIC SYLLABLES**:

QUARTER NOTE (ONE BEAT)



(ONE BEAT) *TAH*

QUARTER REST (SILENT BEAT)



(SILENT BEAT) *REST*

EIGHTH NOTES (HALF BEAT EACH)



OR



TI-TI

Say the rhythmic syllables for the rhyme. Read from the rhythms at the top of the page.

Play the rhyme on your recorder on the pitch *B*. Read the rhythms above.

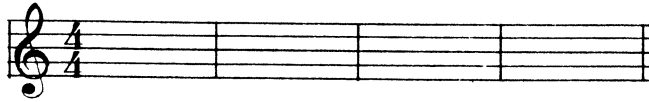
Next, play the rhyme on *A*, then again on *G*.

Divide into two recorder groups. Half play the rhyme on *B*; half play it on *G*. Switch parts for a second playing.

TOOTER TUTOR

THINK *DUH...* AS YOU PLAY EACH NOTE. THINK *DUH... DUH... DUH...* ETC. AS YOU PLAY SEVERAL NOTES IN A ROW. BUT THINK *DUH...D* AS YOU PLAY THE LAST NOTE BEFORE A REST OR THE VERY LAST NOTE OF A SONG IN ORDER TO STOP THE FLOW OF AIR ACCURATELY.

Look again at the rhyme's rhythm above. How many beats did you feel in each line? What you felt was the **meter**.

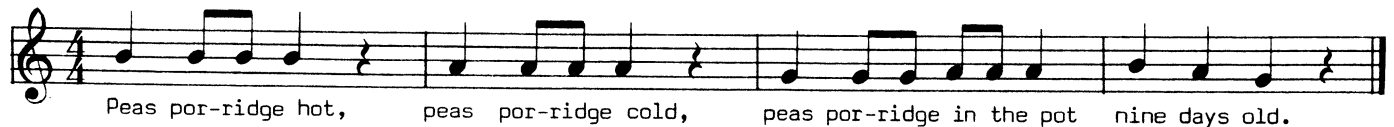


PATTERNS OF RHYTHM ARE ORGANIZED INTO REPEATING SETS OF BEATS CALLED THE **METER**. THIS RHYME USES 4-BEAT SETS--**QUADRUPLE METER**.

IN WRITTEN MUSIC THE METER IS INDICATED IN TWO WAYS:

- A. THE TOP NUMBER OF THE **TIME SIGNATURE** TELLS THE METER.
- B. **BAR LINES** SEPARATE THE MUSIC INTO **MEASURES**. EACH MEASURE OF MUSIC CONTAINS ONE SET OF BEATS.

THE BOTTOM NUMBER IN THE TIME SIGNATURE TELLS US WHAT TYPE NOTE VALUE RECEIVES ONE BEAT--A QUARTER NOTE (OR REST) IN THIS CASE.



PERFORMANCE

Play the song on your recorder, reading from the music. Yes, you can do it!

Hot Cross Buns

Traditional



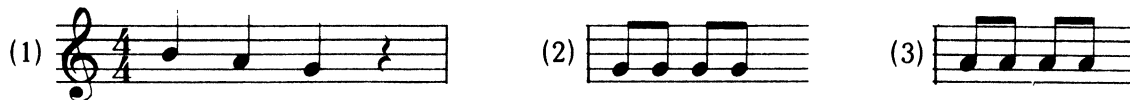
GETTING READY

Here is another rhyme set to music. The musical ingredients are the same as for *Peas Porridge Hot*. They are just mixed in different proportions in this recipe.

Say the rhyme in rhythm; keep a steady beat. Then say it using rhythmic syllables.

Say the rhyme in rhythm using pitch names. Rest your recorder on your chin and finger the notes as you say the pitch names.

Practice each of the following patterns from the song slowly, then faster.



Play the entire song slowly; repeat at faster tempos.

PERFORMANCE

Play *Hot Cross Buns*.

ENRICHMENT

Add this accompaniment to the recorder melody:

