A Word to Students

Can everyone build a beautiful voice? I firmly believe that the answer is *yes!* It requires the same elements that go into building a building that is attractive and well constructed: good planning, creativity, the right tools and a lot of hard work. The vocalises that are contained in the following pages can be considered your tools, your teacher will help to provide the planning and the creativity, and with the addition of your hard work, the result will be a voice that is freely produced, flexible, rich in quality and expressive. The process is gradual and ongoing, and so what might be viewed as the "final product" (of course, there really is no such thing, since a good musician is always growing in some way) will not be achieved in a matter of weeks or even months, but it will happen! Improvements in vocal technique will occur soon and often, however, and will help you to present performances that are increasingly satisfying both to you and your audience. This gradual process, then, can also be an extremely fulfilling one, especially when the goal remains in sight—building your beautiful voice!

Paul Nesheim

Note on the Singers' Edition

This Singers' Edition of *Building Beautiful Voices* contains the melodies for each of the 68 vocalises found in the Director's Edition. Each vocalise is printed in the lowest and highest keys along with an indication of the number of repetitions necessary to arrive at the high key.

Building Beautiful Voices

Vocalise No. 1 *(12 times)*

Making the First Sounds



Vocalise No. 2 *(6 times)*



Vocalise No. 3 *(8 times)*

Freedom and Relaxation



Vocalise No. 4 *(9 times)*

Tone Quality

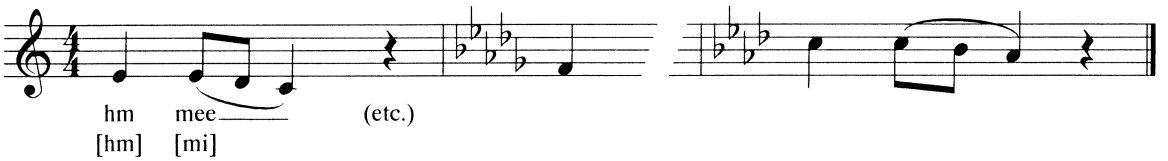

Vocalise No. 5 *(10 times)*



Vocalise No. 6 *(8 times)*



Flexibility

Vocalise No. 36 *(12 times)*



Vocalise No. 37 *(9 times)*



Vocalise No. 38 *(12 times)*



Vocalise No. 39 *(7 times)*



Vocalise No. 60 *(8 times)*



Vocalise No. 60a *(10 times)*



Vocalise No. 60b *(6 times)*