

CONTENTS











The Dinosaur Stomp!.....	3
Be Like the Turtle	9
The Frog Prince.....	18
Kangaroo Kick.....	26
Sally, the Salamander.....	30
The Otter	34
Olive, the Ostrich.....	43
The Penguin Waddle	50



“Orffestrations About Amazing Animals” includes not only the full score of each song, but also separate Orff instrument and vocal parts which may be reproduced for classroom use as described at the bottom of each page.

*Helpful teaching tips are included with the extracted parts of each song.

Orff Instruments Used

SG	Soprano Glockenspiel	SM	Soprano Metallophone	BX	Bass Xylophone
AG	Alto Glockenspiel	AX	Alto Xylophone	BM	Bass Metallophone
		AM	Alto Metallophone		
	Bongs		Hand Drum		Triangle
	Cabasa		Guiro	VS	Vibraslap
	Conga		Maracas		Windchimes
	Cow Bell		Tambourine	WB	Wood Block

The Dinosaur Stomp!

Unison Chorus

L. F.

Linda Forrest

Spirited swing ♩ = 120 (♩ = ♩³)

Intro. A

Drums rang out ___ 'cross the

SG
AG

AX

Snare

Cymbals

BM

pre-his-tor-ic swamp. Hey, di-no-saurs, we're hav-in' a romp.. Just swing back your tails and get

SG
AG

AX

Snare

Cymbals

BM

read - y to tromp — in the pre - his - tor - ic park at the Di - no - saur Stomp! —

SG
AG

AX

VS

BM

Ⓑ 8 Intro. A

Spoken rhythmically:

Brontosaurus, Stegosaurus, T-Rex, too,
 They all danced and sang 'til a-half-past two.
 They rocked and they rolled 'til the sky began to glow,
 When the volcanoes sparked their fireworks show.

They played in rhy - thm and they

SG
AG

AX

VS

BM

Be Like the Turtle

Two-part Chorus

L. F.

Linda Forrest

$\text{♩} = 100$ VERSE

I
II
SG
AG
AM
BX
BM

1. The tur-tle nev-er quits, e-ven
tur-tle's al-ways pa-tient, a

though he's ver-y slow. He's al-ways mov-in' for-ward, for-ev-er on the go. The
vir-tue to com-mend. He's nev-er lost his temp-er, he'll keep it 'til the end. He's

(AM)

I
 II

tor-toise knows just what to do, he'll al-ways stay on track. But nev-er will the tur-tle tire or
 not a fan-cy dress-er, on his back is just a shell. But be sure he is trust-worth-y, no

SG
 AG

AM

BX

BM

CHORUS

I
 II

e-ven look back! Be like the tur-tle,
 se-crets will he tell!

SG
 AG

AM
 AX

BX

BM

The Frog Prince

Unison Chorus

L. F.

Linda Forrest

$\text{♩} = 100$
Intro. (A)

There once was a frog in an old farm pond, where a

young girl stood with a mag - ic wand. In hopes of a prince the maid made a wish, and the

cho - sen she — gave a kiss. The wa - ters — stirred and the

The first system of music features a vocal line in treble clef with a key signature of one flat and a 4/4 time signature. The lyrics are "cho - sen she — gave a kiss. The wa - ters — stirred and the". The accompaniment includes a guitar (SG AG) with a single note on the first string, an acoustic guitar (AX) with a rhythmic pattern of eighth notes, a wood block (WB) with a triangle symbol and a sequence of four eighth notes marked with 'x', and a bass (BM) with a simple bass line.

frog winked his eye, as the maid - en looked for her hand - some guy. A - las, the frog, still a

The second system of music continues the vocal line with the lyrics "frog winked his eye, as the maid - en looked for her hand - some guy. A - las, the frog, still a". The accompaniment instruments (SG AG, AX, WB, BM) maintain their respective parts from the first system, with the wood block (WB) playing a sequence of four eighth notes marked with 'x' in the second and third measures.

Kangaroo Kick

Unison Chorus

L. F.

Linda Forrest

Swing! ♩ = 120 (♩ = ♩³)

With a rock-er out back and a pock-et up front, he

rocks and he rolls and he bops and he hops. His name is mar-su-pi-al, he goes by Joe. He

The score consists of five systems. The first system includes a vocal line with lyrics and four instrumental staves: SG/AG (Saxophone/Guitar), AX/AM (Alto Saxophone/Alto Clarinet), a drum set (represented by a circle with a cross), and BX/BM (Bass/Bassoon). The second system continues the vocal line and instrumental accompaniment.

Sally, the Salamander

Unison Chorus

L. F.

Linda Forrest

$\text{♩} = 120$

1. Sal-ly, the sal - a - man-der
2. Sal-ly, the sal - a - man-der

SG

SM

AX

O

BX
BM

slith-ers and slides. She swims through the wa - ter, on the land — she glides. She
jig-gles and jives. She swims through the wa - ter then she does a quick dive. She

SG

SM

AX

O

BX
BM

The Otter

Unison Chorus

L. F.

Linda Forrest

$\text{♩} = 96$

This

SG
AG

AX

AM

WB

○

BX

BM

Detailed description: This system contains the first two measures of the piece. It features a vocal line starting with a whole rest followed by a quarter note G4. Below it are staves for SG and AG (both with whole rests), AX (melodic line), AM (whole rest), WB (percussion line with eighth notes and rests), a circle symbol (whole rest), BX (melodic line with a triplet), and BM (whole rest). The key signature has one flat and the time signature is 4/4.

VERSE

fel - ler is an ot-ter, who loves to swim in wa-ter. He
 loves to fish and frolic, yet nev - er mel - an-chol-ic. He

SG
AG

AX

AM

WB

○

BX

BM

Detailed description: This system contains the verse of the piece. The vocal line begins with the lyrics. The instrumental parts (AX, WB, BX) continue from the previous system. The SG and AG parts have whole rests. The BM part has a whole rest. The key signature has one flat and the time signature is 4/4.

swims with ease, and aims to please, for - ev - er, play - ful ot-ter! He
 digs and dives and slides and glides, for - ev - er, play - ful ot-ter! —

SG
AG

AX

AM

WB

○

BX

BM

CHORUS

Ot - ter is cur - ri-ous, ot - ter is cute. E - ven though he has a coat, he

SG
AG

AX

AM

WB

○

BX

BM

Olive, the Ostrich

Unison Chorus

L. F.

Linda Forrest

$\text{♩} = 112$ (A)

1. There is a bird
sits on her eggs

SG
AG

AX

BM

BM

Detailed description: This system contains the first four measures of the piece. It features a vocal line with lyrics, a guitar line (SG/AG), an acoustic guitar line (AX), a bass line (BX), and a drum line (BM). The tempo is marked as quarter note = 112. A first ending bracket labeled (A) spans the last two measures. The key signature has one flat (Bb) and the time signature is 3/4.

like no oth - er. She car - ries her own
like good moms do. But if she's not care - ful, she'll

SG
AG

AX

BM

Detailed description: This system contains the next four measures of the piece. It continues the vocal line with lyrics, the guitar line (SG/AG), the acoustic guitar line (AX), the bass line (BX), and the drum line (BM). The key signature and time signature remain the same as in the first system.

feath - er dus - ter. With big, black plumes tipped in
crack a few. She seems so brave, she's real - ly

SG
AG

AX

BX

BM

white, and a long, long neck with a beak that will
not. She hides her head in the sand a

SG
AG

AX

BX

BM

The Penguin Waddle

Unison Chorus

L. F.

Linda Forrest

$\text{♩} = 120$

1. Dressed in tails ___ of
pat your legs ___ and

SG
AG

AX

AM

|| 4/4

BX

Detailed description: This system contains the first five staves of the musical score. The top staff is the vocal line, starting with a treble clef, a key signature of one sharp (F#), and a 4/4 time signature. It begins with a whole rest, followed by a repeat sign and a melody: quarter note G4, quarter note A4, quarter note B4, quarter note G4. The lyrics '1. Dressed in tails ___ of' are aligned with the first two notes, and 'pat your legs ___ and' with the last two. The next four staves are for instruments: SG and AG (笙歌) are empty; AX (笙歌) has a chord progression of G4, A4, B4, G4; AM (笙歌) has a melody of quarter notes G4, A4, B4, G4; the drum staff (|| 4/4) has a pattern of quarter notes marked with 'x'; and BX (笙歌) has a melody of quarter notes G4, A4, B4, G4.

black and white, _ wad - dling slow _ from left _ to right. _ Short and stout, _ just
clap your hands. _ Flap your wings, _ now do it a - gain. _ Strut up high _ then

SG
AG

AX

AM

|| 4/4

BX

Detailed description: This system contains the next five staves of the musical score. The top staff continues the vocal line with a melody: quarter note G4, quarter note A4, quarter note B4, quarter note G4, quarter note F#4, quarter note E4, quarter note D4, quarter note C4, quarter note B3, quarter note A3, quarter note G3. The lyrics 'black and white, _' are under the first two notes, 'clap your hands. _' under the next two, 'wad - dling slow _' under the next two, 'from left _ to right. _' under the next two, 'Short and stout, _' under the next two, 'just' under the next two, 'Strut up high _' under the next two, and 'then' under the final note. The next four staves continue the instrumental accompaniment: SG and AG have a melody of eighth notes G4, A4, B4, G4; AX has a chord progression of G4, A4, B4, G4; AM has a melody of quarter notes G4, A4, B4, G4; the drum staff has a pattern of quarter notes marked with 'x'; and BX has a melody of quarter notes G4, A4, B4, G4.