

40/1072H

Level 1B
Explorer Book

Piano Discoveries

Discovering the World of Music at the Keyboard


by Janet Vogt and Leon Bates
Illustrated by Joseph Stokes

Level 1B Piano Discoveries	40/1072H
Level 1B Theory Discoveries	40/1073H
Level 1B MIDI (SMF) Accompaniment Disk	99/1597H
Level 1B CD Accompaniment Disk	99/1605H

HERITAGE MUSIC PRESS

A DIVISION OF THE LORENZ CORPORATION
Box 802 / Dayton, OH 45401-0802
Web Site: www.lorenz.com/pianodiscoveries.html

©2001 Heritage Music Press. All rights reserved. Printed in U.S.A.
REPRODUCTION OF THIS PUBLICATION WITHOUT PERMISSION OF
THE PUBLISHER IS A CRIMINAL OFFENSE SUBJECT TO PROSECUTION





When the Saints Go Marching In

Traditional
Arr. by Janet Vogt

Place hands in the G Position.

Joyfully

mf *f*₁

Oh when the

5
March-ing, march-ing, march-ing, march-ing, march-ing, march-ing in.

(5) *f* *f*

saints go march-ing in, Oh when the

p *p*

5 Oh when the saints go march-ing in,


Play both hands two octaves higher

(5) (9)

2 times
staccato















Discovering Eighth Notes


Two eighth notes  are equal to one quarter note.



Count: 1 2 3 4 1 and 2 and 3 4
 or say: ta, ta, ta, ta, te, te, te, te, ta, ta

Study the example to the right, then Clap and Say the following exercise. Keep a steady pulse of 4 beats.

$\frac{4}{4}$	1	2	3	4
$\frac{4}{4}$				
$\frac{4}{4}$				
$\frac{4}{4}$				
	1 and	2 and	3	4



Frère Jacques

Part A*

French Folk Song
 Arr. by Janet Vogt

Moderato

1 2

mf Frè - re Jac - ques, Frè - re Jac - ques, Dor - mez - vous?
 English version: Are you sleep - ing, are you sleep - ing, Broth - er John?

1 4

(4) *p* Dor - mez - vous? *mf* Son - nez les ma - ti - nes, Son - nez les ma - ti - nes,
 Broth - er John? Morn - ing bells are ring - ing, morn - ing bells are ring - ing.

(7) Ding dong. Ding dong. Ding dong.

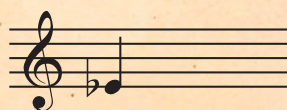
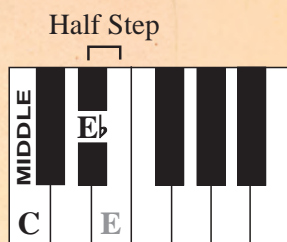
Ding, ding, dong. Ding, ding, dong. Ding, ding, dong. *rit.* Ding, ding, dong. *p*



*May be played as a solo or duet. When playing the duet, play as written.

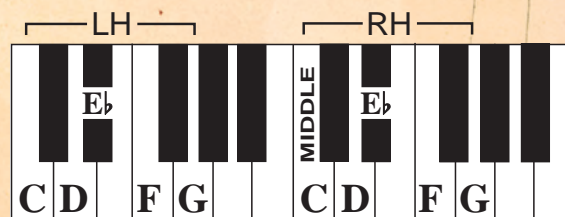
20 Discovering Flats

When you see a flat sign (♭) before a note, it means to play the next key to the left. Go *down* one half step to the nearest black or white key.



Flat Key Warm-Up

Place your hands in the C position. Instead of resting your middle fingers on white-key E's, rest your middle fingers on E♭'s. Play each 5-note group up and down in each hand.



Rules for Flats:

1. Any note that is flatted remains flatted throughout the measure.
2. Bar lines cancel flats.



A Little Beethoven

Slowly at first

Adapted from
Symphony No. 5
Ludwig van Beethoven (1770-1827)
Arr. by Janet Vogt



Discovering Accidentals

Accidentals are sharps, flats or naturals that appear in the music, but do not appear in the key signature.

F#, accidental

A#, accidental



Singing the Blues

Janet Vogt

Adagio (slowly)

mp

2 4

I love to sing the blues each

(4)

morn-ing, — I love to sing the blues each night. The blues just make me

(8)

rit. \rightrightarrows *p*

hap-py. — I've got that feel - ing ev - 'ry - thing is all right. hmm - mmm.

DISCOVERY CORNER

Place your LH in the Middle C Position. Play A#. Now play Bb. Ah-ha! They're the same key, but the letter names are different. These are called *enharmonic* notes: same key, same sound, different name.

DISCOVERY CORNER BONUS

What earlier piece in this book uses the same LH pattern as in the last measure of *Singing the Blues*?
